








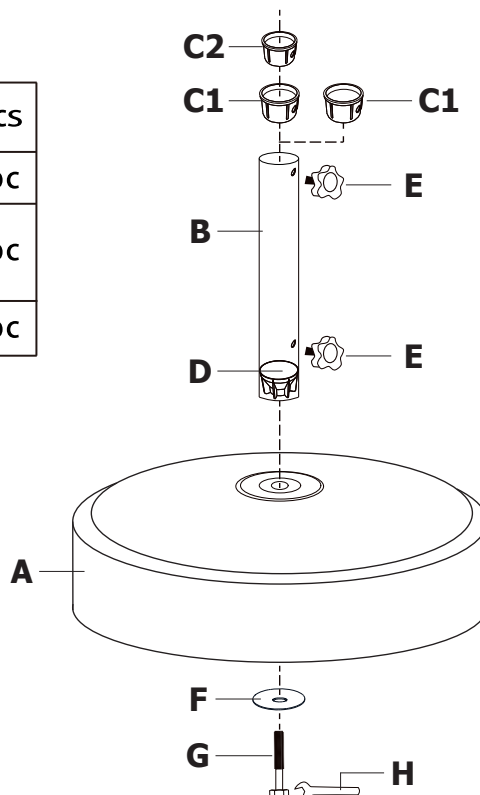
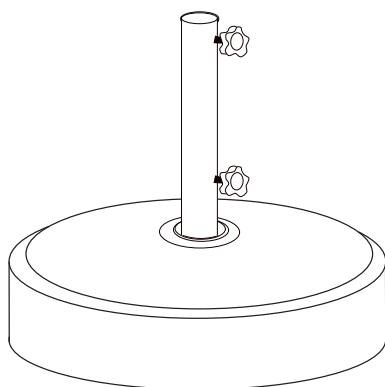


# BOLERO

## FS158: Parasol base Assembly Instructions

### Packed parts

A		1pc	E		2pcs
B		1pc	F		1pc
C1		1pc	G		1pc
C2		1pc	H		1pc
D		1pc			



**Important! Before assembly, carefully remove all packaging and ensure all parts are present. Please periodically check and tighten assembly.**

**Note: For parasol pole of diameter 48mm, a single adaptor (C1) is used. For parasol pole of diameter 38mm, both adaptors (C1 and C2) should be used together.**



<b>UK</b>		Fourth Way, Avonmouth, Bristol, BS11 8TB United Kingdom
	+44 (0)845 146 2887	
<b>Eire</b>		42 North Point Business Park, New Mallow Road, Cork, Ireland
<b>NL</b>	040 - 2628080	
<b>FR</b>	01 60 34 28 80	
<b>BE-NL</b>	0800-29129	

<b>BE-FR</b>	0800-29229	
<b>DE</b>	0800 - 1860806	
<b>ES</b>	901-100 133	
<b>PT</b>	vendas@nisbets.pt	
<b>AU</b>	1300 225 960	15 Badgally Road, Campbelltown, 2560, NSW, Australia

FS158\_A5\_v1\_20211019