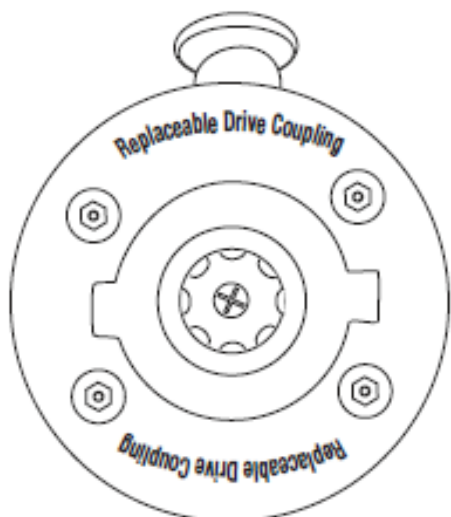


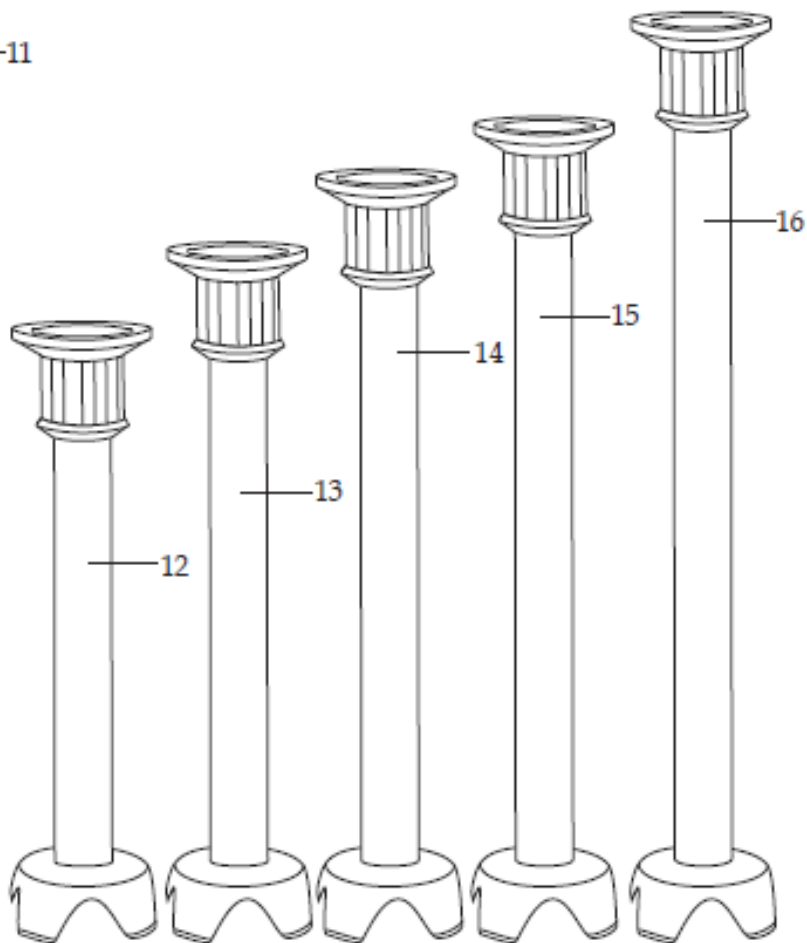
503357 Kit *Parts Included*







Power Pack Coupling Tool

Shaft Coupling Tool



To use the 503357 kit the bottom of your Power Pack must look like this.



Machine	Explode	Code	Description
U607 to U611 Immersion Blenders	1.	 AD263	WSBK Power Pack
U607 to U611 Immersion Blenders	2.	AD263	Hole Plug 2 Req,'d
U607 to U611 Immersion Blenders	2a.	AD265	Hole Plug
U607 to U611 Immersion Blenders	3.	 AD265	Screw 3 Req.'d
U607 to U611 Immersion Blenders	4.	AC287	Name Plate Panel
U607 to U611 Immersion Blenders	5.	 AC287	Screw
U607 to U611 Immersion Blenders	6.	AD264	Hole Plug
U607 to U611 Immersion Blenders	7.	 AD264	Screw
U607 to U611 Immersion Blenders	8.	 AD264	Screw 3 Req.'d
U607 to U611 Immersion Blenders	9.	AC288	Screw
U607 to U611 Immersion Blenders	10.	 AC288	Screw
U607 to U611 Immersion Blenders	11.	AC145	Housing Cover
U607 to U611 Immersion Blenders	12.	U612	12" Shaft Assy. with Blade
U607 to U611 Immersion Blenders	13.	U613	14" Shaft Assy. with Blade
U607 to U611 Immersion Blenders	14.	U614	16" Shaft Assy. with Blade
U607 to U611 Immersion Blenders	15.	U615	18" Shaft Assy. with Blade
U607 to U611 Immersion Blenders	16.	U616	21" Shaft Assy. with Blade
U607 to U611 Immersion Blenders	503281	AD262	PCB assembly
U607 to U611 Immersion Blenders	503357	AC147	Shaft Coupling Kit