

























Machine	Explode	Code	Description
Waring waffle maker	01		BROWNING CONTROL KNOB WITH INSERT
Waring waffle maker	02	WA079	SWITCH BOOT
Waring waffle maker	03		WASHER
Waring waffle maker	04		TOGGLE SWITCH/ ON-OFF
Waring waffle maker	05		DARKNESS CONTROL PANEL (THERMOSTAT)
Waring waffle maker	06		SCREW / THERMOSTAT 3 REQ.' D
Waring waffle maker	07		SCREW / POWER BOARD 4 REQ.' D
Waring waffle maker	08		PCB BOARD AND POWER BOARD ASSY
Waring waffle maker	09		SCREW / PCB BOARD 4 REQ.' D
Waring waffle maker	10		RED LEAD
Waring waffle maker	11		GREEN/ YELLOW LEAD
Waring waffle maker	12		WIRE TIE 7 REQ.' D
Waring waffle maker	13		CRIMP CONNECTOR/ LARGE 2 REQ.' D CRIMP CONNECTOR/ SMALL 4 REQ.' D
Waring waffle maker	14		SPRING WASHER
Waring waffle maker	15		SCREW / GROUND
Waring waffle maker	16		STRAIN RELIEF
Waring waffle maker	17		CORD SET
Waring waffle maker	18		CORD PLATE
Waring waffle maker	19		BOTTOM PLATE
Waring waffle maker	20		FOOT 4 REQ.' D
Waring waffle maker	21		WASHER/ FOOT 4 REQ.' D
Waring waffle maker	22		SCREW/ FOOT 4 REQ.' D
Waring waffle maker	23		SPRING WASHER / BOTTOM PLATE 4 REQ.' D
Waring waffle maker	24		SCREW/ BOTTOM PLATE 4 REQ.' D
Waring waffle maker	25	AD355	CUP
Waring waffle maker	26		DRIP PAN