

Exploded diagram and spare parts list

For machines with -

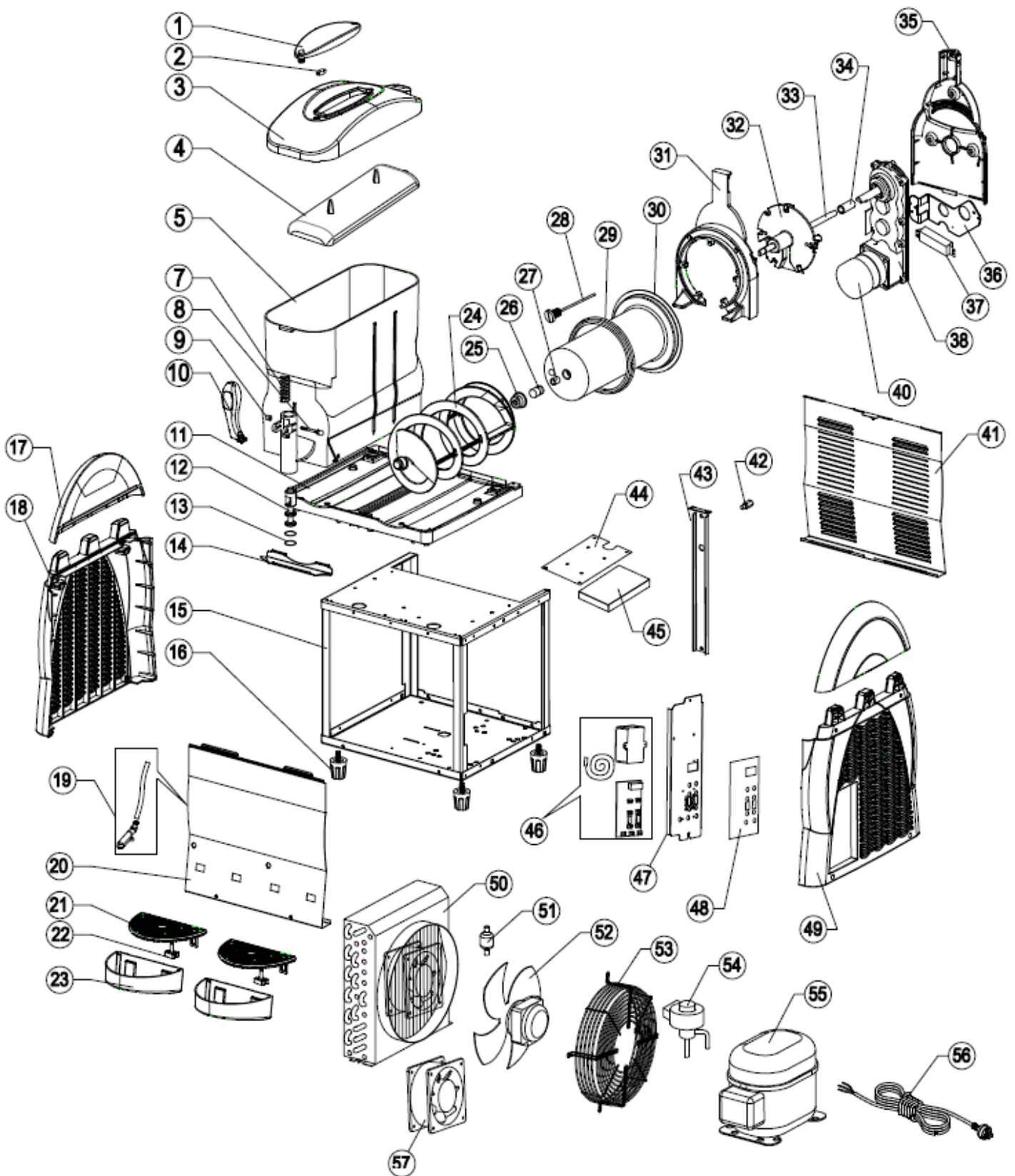
DB331-03, DB332-03, DB843-03








[Click](#)



For machines with –



DB331, DB332, DB843

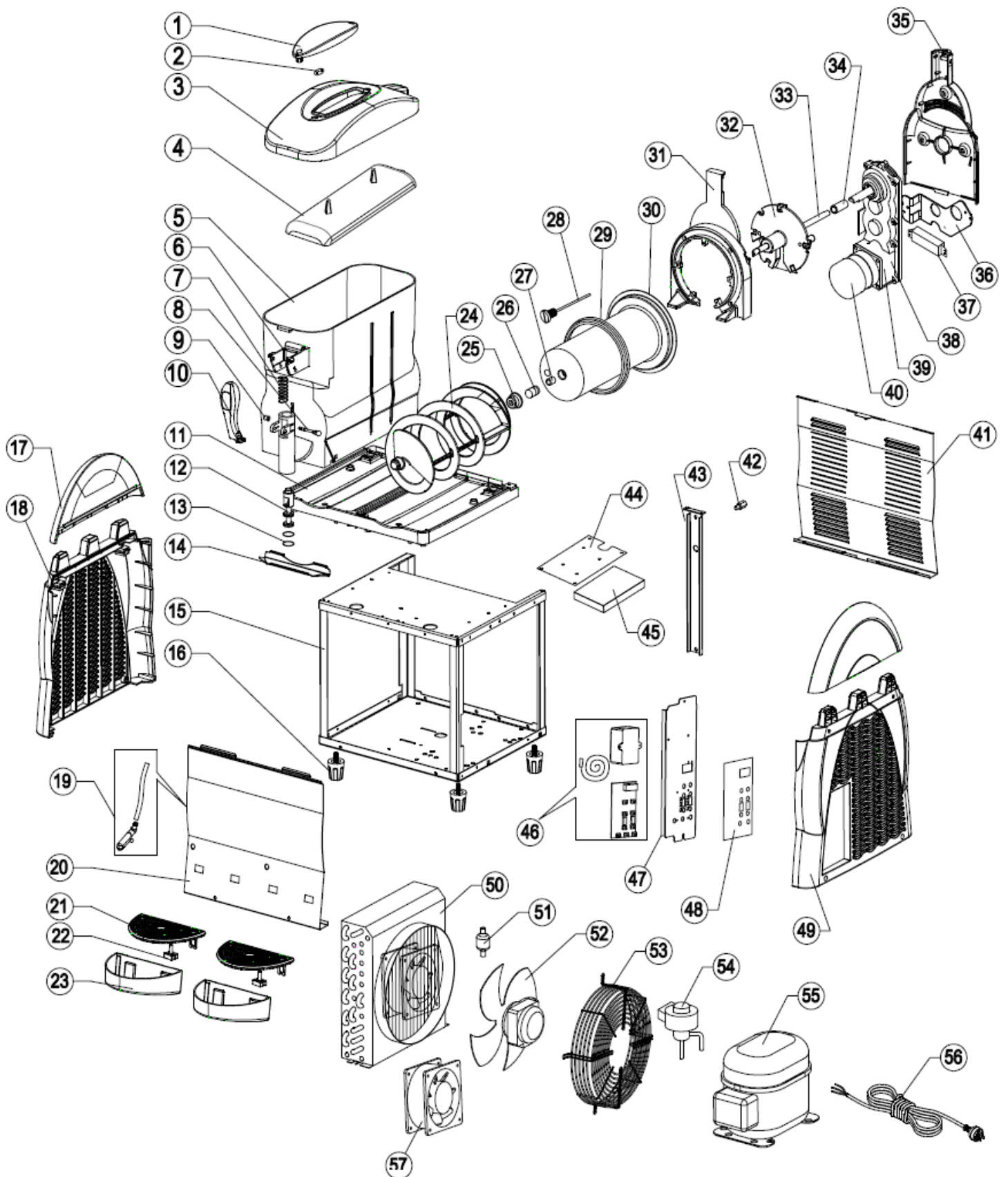
[Click](#)





















Machine	Explode	Code	Description
Polar Slush Machine - 1/2/3 x 12Ltr Bowl	1	AM548	LED Light Holder
Polar Slush Machine - 1/2/3 x 12Ltr Bowl	N/A	AN189	Lid Stopper
Polar Slush Machine - 1/2/3 x 12Ltr Bowl	2	AK635	LED Light
Polar Slush Machine - 1/2/3 x 12Ltr Bowl	3	AK636	Lid
Polar Slush Machine - 1/2/3 x 12Ltr Bowl	4	AM458	Transparent Cover incl. Clip
Polar Slush Machine - 1/2/3 x 12Ltr Bowl	1-4	AN228	Lid Assembly
Polar Slush Machine - 1/2/3 x 12Ltr Bowl	5	AE922	Bowl-old version
Polar Slush Machine - 1/2/3 x 12Ltr Bowl	5	AS198	Bowl-From 5159365-UK
Polar Slush Machine - 1/2/3 x 12Ltr Bowl	6	AM958	Handle Seat-cancelled, From 5159365-UK
Polar Slush Machine - 1/2/3 x 12Ltr Bowl	7	AL193	Spring of Tap
Polar Slush Machine - 1/2/3 x 12Ltr Bowl	8	AK637	Pin of Handle-old version
Polar Slush Machine - 1/2/3 x 12Ltr Bowl	9		Nut of Pin-old version
Polar Slush Machine - 1/2/3 x 12Ltr Bowl	8	AS199	Pin of Handle-From 5159365-UK
Polar Slush Machine - 1/2/3 x 12Ltr Bowl	9		Nut of Pin-From 5159365-UK
Polar Slush Machine - 1/2/3 x 12Ltr Bowl	10	AK638	Handle
Polar Slush Machine - 1/2/3 x 12Ltr Bowl	11		Top Panel for DB331
Polar Slush Machine - 1/2/3 x 12Ltr Bowl	11		Top Panel for DB332
Polar Slush Machine - 1/2/3 x 12Ltr Bowl	11	AT442	Top Panel for DB843
Polar Slush Machine - 1/2/3 x 12Ltr Bowl	12	AK639	Lever of Tap-old version
Polar Slush Machine - 1/2/3 x 12Ltr Bowl	12	AS200	Lever of Tap-From 5159365-UK
Polar Slush Machine - 1/2/3 x 12Ltr Bowl	13	AK640	Seal of Tap
Polar Slush Machine - 1/2/3 x 12Ltr Bowl	14	AL957	Water Guider
Polar Slush Machine - 1/2/3 x 12Ltr Bowl	15		Frame for DB331
Polar Slush Machine - 1/2/3 x 12Ltr Bowl	15		Frame for DB332
Polar Slush Machine - 1/2/3 x 12Ltr Bowl	15		Frame for DB843
Polar Slush Machine - 1/2/3 x 12Ltr Bowl	16	AL192	Feet (set 4)
Polar Slush Machine - 1/2/3 x 12Ltr Bowl	17	AP506	Side Panel Guard
Polar Slush Machine - 1/2/3 x 12Ltr Bowl	18	AL843	Left Handed Side Panel
Polar Slush Machine - 1/2/3 x 12Ltr Bowl	19	AK641	Drain Pipe
Polar Slush Machine - 1/2/3 x 12Ltr Bowl	19	AK642	Outer Drainage Tube
Polar Slush Machine - 1/2/3 x 12Ltr Bowl	19	AK643	Inner Drainage Tube (incl. Nut & Washer)
Polar Slush Machine - 1/2/3 x 12Ltr Bowl	N/A	AP021	Drainage Tube Nut for AK643
Polar Slush Machine - 1/2/3 x 12Ltr Bowl	N/A	AP022	Drainage Tube Washer for AK643
Polar Slush Machine - 1/2/3 x 12Ltr Bowl	20		Front Plate for DB331
Polar Slush Machine - 1/2/3 x 12Ltr Bowl	20	AP665	Front Plate for DB332
Polar Slush Machine - 1/2/3 x 12Ltr Bowl	20		Front Plate for DB843
Polar Slush Machine - 1/2/3 x 12Ltr Bowl	21	AK644	Lid of Water Tray
Polar Slush Machine - 1/2/3 x 12Ltr Bowl	22	AK645	Float Indicator
Polar Slush Machine - 1/2/3 x 12Ltr Bowl	23	AK646	Drip Tray
Polar Slush Machine - 1/2/3 x 12Ltr Bowl	24	AK943	Auger
Polar Slush Machine - 1/2/3 x 12Ltr Bowl	25	AK944	Seal of Auger
Polar Slush Machine - 1/2/3 x 12Ltr Bowl	26	AL333	Seal of Axis

Machine	Explode	Code	Description
Polar Slush Machine - 1/2/3 x 12Ltr Bowl	27	AP532	Washer of Axis
Polar Slush Machine - 1/2/3 x 12Ltr Bowl	28	AL191	Probe of Liquid / Temp Probe LHS
Polar Slush Machine - 1/2/3 x 12Ltr Bowl	29	AN450	Seal of Evaporator
Polar Slush Machine - 1/2/3 x 12Ltr Bowl	30	AL516	Evaporator/Cooling Tower
Polar Slush Machine - 1/2/3 x 12Ltr Bowl	31		Seat of Evaporator (Front)
Polar Slush Machine - 1/2/3 x 12Ltr Bowl	32	AJ647	Seat of Evaporator (Inner)
Polar Slush Machine - 1/2/3 x 12Ltr Bowl	33	AM633	Axis
Polar Slush Machine - 1/2/3 x 12Ltr Bowl	34	AM459	Connector of Axis
Polar Slush Machine - 1/2/3 x 12Ltr Bowl	35	AN990	Seat of Evaporator (Back)
Polar Slush Machine - 1/2/3 x 12Ltr Bowl	N/A		Metal Chip for Seat of Evaporator (Back)
Polar Slush Machine - 1/2/3 x 12Ltr Bowl	36	AP225	Fixed Panel of Brushless DC Motor
Polar Slush Machine - 1/2/3 x 12Ltr Bowl	37	AL269	Driver for Brushless DC Motor
Polar Slush Machine - 1/2/3 x 12Ltr Bowl	38	AL226	Gear
Polar Slush Machine - 1/2/3 x 12Ltr Bowl	40	AL227	Brushless DC Motor
Polar Slush Machine - 1/2/3 x 12Ltr Bowl	41		Back Panel for DB331
Polar Slush Machine - 1/2/3 x 12Ltr Bowl	41	AL440	Back Panel for DB332
Polar Slush Machine - 1/2/3 x 12Ltr Bowl	41	AL844	Back Panel for DB843
Polar Slush Machine - 1/2/3 x 12Ltr Bowl	42		Support of Back Panel
Polar Slush Machine - 1/2/3 x 12Ltr Bowl	43		Support of Frame
Polar Slush Machine - 1/2/3 x 12Ltr Bowl	44		Installation Panel of Power Supply
Polar Slush Machine - 1/2/3 x 12Ltr Bowl	45	AP545	Power Supply / LED Transformer
Polar Slush Machine - 1/2/3 x 12Ltr Bowl	46	AK649	Controller & Suction Probe for DB331
Polar Slush Machine - 1/2/3 x 12Ltr Bowl	46	AK650	Controller & Suction Probe for DB332
Polar Slush Machine - 1/2/3 x 12Ltr Bowl	46	AK651	Controller & Suction Probe for DB843
Polar Slush Machine - 1/2/3 x 12Ltr Bowl	N/A		Suction Probe
Polar Slush Machine - 1/2/3 x 12Ltr Bowl	47	AK652	Control Panel for DB331
Polar Slush Machine - 1/2/3 x 12Ltr Bowl	47	AK653	Control Panel for DB332
Polar Slush Machine - 1/2/3 x 12Ltr Bowl	47	AK654	Control Panel for DB843
Polar Slush Machine - 1/2/3 x 12Ltr Bowl	48	AK655	Sticker of Control Panel for DB331
Polar Slush Machine - 1/2/3 x 12Ltr Bowl	48	AK656	Sticker of Control Panel for DB332
Polar Slush Machine - 1/2/3 x 12Ltr Bowl	48	AK657	Sticker of Control Panel for DB843
Polar Slush Machine - 1/2/3 x 12Ltr Bowl	49	AL441	Right-Handed Side Panel
Polar Slush Machine - 1/2/3 x 12Ltr Bowl	50	AK658	Condenser for DB331
Polar Slush Machine - 1/2/3 x 12Ltr Bowl	50	AK659	Condenser for DB332 DB843
Polar Slush Machine - 1/2/3 x 12Ltr Bowl	50	AP435	Condenser for DB843-04
Polar Slush Machine - 1/2/3 x 12Ltr Bowl	51	AK047	Filter
Polar Slush Machine - 1/2/3 x 12Ltr Bowl	52	AK660	Condenser Motor incl. Blade for DB332 DB843
Polar Slush Machine - 1/2/3 x 12Ltr Bowl	53		Cover for Condenser Motor
Polar Slush Machine - 1/2/3 x 12Ltr Bowl	54	AG630	Electronic Expansion Valve & Coil
Polar Slush Machine - 1/2/3 x 12Ltr Bowl	55	AK661	Compressor for DB331 (R290)
Polar Slush Machine - 1/2/3 x 12Ltr Bowl	55	AK662	Compressor for DB332 (R290)
Polar Slush Machine - 1/2/3 x 12Ltr Bowl	55	AK663	Compressor for DB843 (R290)
Polar Slush Machine - 1/2/3 x 12Ltr Bowl	55	AP436	Compressor for DB843-04
Polar Slush Machine - 1/2/3 x 12Ltr Bowl	56	AK664	UK Power Cord

Machine	Explode	Code	Description
Polar Slush Machine - 1/2/3 x 12Ltr Bowl	56		EU Power Cord
Polar Slush Machine - 1/2/3 x 12Ltr Bowl	57		Evaporator Fan for DB331 DB843
Polar Slush Machine - 1/2/3 x 12Ltr Bowl	N/A	AM822	Electrical Connection Sheet
Polar Slush Machine - 1/2/3 x 12Ltr Bowl	N/A	AN467	Electrics for Compressor NX23FBa
Polar Slush Machine - 1/2/3 x 12Ltr Bowl	N/A	AN753	Full Seal Kit



Machine	Explode	Code	Description
Polar Slush Machine - 1/2/3 x 12Ltr Bowl	1	AM548	LED Light Holder
Polar Slush Machine - 1/2/3 x 12Ltr Bowl	N/A	AN189	Lid Stopper
Polar Slush Machine - 1/2/3 x 12Ltr Bowl	2	AK635	LED Light
Polar Slush Machine - 1/2/3 x 12Ltr Bowl	3	AK636	Lid
Polar Slush Machine - 1/2/3 x 12Ltr Bowl	4	AM458	Transparent Cover incl. Clip
Polar Slush Machine - 1/2/3 x 12Ltr Bowl	1-4	AN228	Lid Assembly
Polar Slush Machine - 1/2/3 x 12Ltr Bowl	5	AE922	Bowl
Polar Slush Machine - 1/2/3 x 12Ltr Bowl	6	AM958	Handle Seat
Polar Slush Machine - 1/2/3 x 12Ltr Bowl	7	AL193	Spring of Tap
Polar Slush Machine - 1/2/3 x 12Ltr Bowl	8	AK637	Pin of Handle
Polar Slush Machine - 1/2/3 x 12Ltr Bowl	9		Nut of Pin
Polar Slush Machine - 1/2/3 x 12Ltr Bowl	10	AK638	Handle
Polar Slush Machine - 1/2/3 x 12Ltr Bowl	11		Top Panel for DB331
Polar Slush Machine - 1/2/3 x 12Ltr Bowl	11		Top Panel for DB332
Polar Slush Machine - 1/2/3 x 12Ltr Bowl	11	AT442	Top Panel for DB843
Polar Slush Machine - 1/2/3 x 12Ltr Bowl	12	AK639	Lever of Tap
Polar Slush Machine - 1/2/3 x 12Ltr Bowl	13	AK640	Seal of Tap
Polar Slush Machine - 1/2/3 x 12Ltr Bowl	14	AL957	Water Guider
Polar Slush Machine - 1/2/3 x 12Ltr Bowl	15		Frame for DB331
Polar Slush Machine - 1/2/3 x 12Ltr Bowl	15		Frame for DB332
Polar Slush Machine - 1/2/3 x 12Ltr Bowl	15		Frame for DB843
Polar Slush Machine - 1/2/3 x 12Ltr Bowl	16	AL192	Feet (set 4)
Polar Slush Machine - 1/2/3 x 12Ltr Bowl	17	AP506	Side Panel Guard
Polar Slush Machine - 1/2/3 x 12Ltr Bowl	18	AL843	Left Handed Side Panel
Polar Slush Machine - 1/2/3 x 12Ltr Bowl	19	AK641	Drain Pipe
Polar Slush Machine - 1/2/3 x 12Ltr Bowl	19	AK642	Outer Drainage Tube
Polar Slush Machine - 1/2/3 x 12Ltr Bowl	19	AK643	Inner Drainage Tube (incl. Nut & Washer)
Polar Slush Machine - 1/2/3 x 12Ltr Bowl	N/A	AP021	Drainage Tube Nut for AK643
Polar Slush Machine - 1/2/3 x 12Ltr Bowl	N/A	AP022	Drainage Tube Washer for AK643
Polar Slush Machine - 1/2/3 x 12Ltr Bowl	20		Front Plate for DB331
Polar Slush Machine - 1/2/3 x 12Ltr Bowl	20	AP665	Front Plate for DB332
Polar Slush Machine - 1/2/3 x 12Ltr Bowl	20		Front Plate for DB843
Polar Slush Machine - 1/2/3 x 12Ltr Bowl	21	AK644	Lid of Water Tray
Polar Slush Machine - 1/2/3 x 12Ltr Bowl	22	AK645	Float Indicator
Polar Slush Machine - 1/2/3 x 12Ltr Bowl	23	AK646	Drip Tray
Polar Slush Machine - 1/2/3 x 12Ltr Bowl	24	AK943	Auger
Polar Slush Machine - 1/2/3 x 12Ltr Bowl	25	AK944	Seal of Auger
Polar Slush Machine - 1/2/3 x 12Ltr Bowl	26	AL333	Seal of Axis
Polar Slush Machine - 1/2/3 x 12Ltr Bowl	27	AP532	Washer of Axis
Polar Slush Machine - 1/2/3 x 12Ltr Bowl	28	AL191	Probe of Liquid / Temp Probe LHS
Polar Slush Machine - 1/2/3 x 12Ltr Bowl	29	AN450	Seal of Evaporator
Polar Slush Machine - 1/2/3 x 12Ltr Bowl	30	AL516	Evaporator/Cooling Tower

Machine	Explode	Code	Description
Polar Slush Machine - 1/2/3 x 12Ltr Bowl	31		Seat of Evaporator (Front)
Polar Slush Machine - 1/2/3 x 12Ltr Bowl	32	AJ647	Seat of Evaporator (Inner)
Polar Slush Machine - 1/2/3 x 12Ltr Bowl	33	AM633	Axis
Polar Slush Machine - 1/2/3 x 12Ltr Bowl	34	AM459	Connector of Axis
Polar Slush Machine - 1/2/3 x 12Ltr Bowl	35	AN990	Seat of Evaporator (Back)
Polar Slush Machine - 1/2/3 x 12Ltr Bowl	N/A		Metal Chip for Seat of Evaporator (Back)
Polar Slush Machine - 1/2/3 x 12Ltr Bowl	36	AP225	Fixed Panel of Brushless DC Motor
Polar Slush Machine - 1/2/3 x 12Ltr Bowl	37	AL269	Driver for Brushless DC Motor
Polar Slush Machine - 1/2/3 x 12Ltr Bowl	38	AL226+AL227	Gear
Polar Slush Machine - 1/2/3 x 12Ltr Bowl	39	AK648	Coupler
Polar Slush Machine - 1/2/3 x 12Ltr Bowl	40	AL226+AL227	Brushless DC Motor
Polar Slush Machine - 1/2/3 x 12Ltr Bowl	41		Back Panel for DB331
Polar Slush Machine - 1/2/3 x 12Ltr Bowl	41	AL440	Back Panel for DB332
Polar Slush Machine - 1/2/3 x 12Ltr Bowl	41	AL844	Back Panel for DB843
Polar Slush Machine - 1/2/3 x 12Ltr Bowl	42		Support of Back Panel
Polar Slush Machine - 1/2/3 x 12Ltr Bowl	43		Support of Frame
Polar Slush Machine - 1/2/3 x 12Ltr Bowl	44		Installation Panel of Power Supply
Polar Slush Machine - 1/2/3 x 12Ltr Bowl	45	AP545	Power Supply / LED Transformer
Polar Slush Machine - 1/2/3 x 12Ltr Bowl	46	AK649	Controller & Suction Probe for DB331
Polar Slush Machine - 1/2/3 x 12Ltr Bowl	46	AK650	Controller & Suction Probe for DB332
Polar Slush Machine - 1/2/3 x 12Ltr Bowl	46	AK651	Controller & Suction Probe for DB843
Polar Slush Machine - 1/2/3 x 12Ltr Bowl	N/A		Suction Probe
Polar Slush Machine - 1/2/3 x 12Ltr Bowl	47	AK652	Control Panel for DB331
Polar Slush Machine - 1/2/3 x 12Ltr Bowl	47	AK653	Control Panel for DB332
Polar Slush Machine - 1/2/3 x 12Ltr Bowl	47	AK654	Control Panel for DB843
Polar Slush Machine - 1/2/3 x 12Ltr Bowl	48	AK655	Sticker of Control Panel for DB331
Polar Slush Machine - 1/2/3 x 12Ltr Bowl	48	AK656	Sticker of Control Panel for DB332
Polar Slush Machine - 1/2/3 x 12Ltr Bowl	48	AK657	Sticker of Control Panel for DB843
Polar Slush Machine - 1/2/3 x 12Ltr Bowl	49	AL441	Right-Handed Side Panel
Polar Slush Machine - 1/2/3 x 12Ltr Bowl	50	AK658	Condenser for DB331
Polar Slush Machine - 1/2/3 x 12Ltr Bowl	50	AK659	Condenser for DB332 DB843
Polar Slush Machine - 1/2/3 x 12Ltr Bowl	51	AK047	Filter
Polar Slush Machine - 1/2/3 x 12Ltr Bowl	52	AK660	Condenser Motor incl. Blade for DB332 DB843
Polar Slush Machine - 1/2/3 x 12Ltr Bowl	53		Cover for Condenser Motor
Polar Slush Machine - 1/2/3 x 12Ltr Bowl	54	AG630	Electronic Expansion Valve & Coil
Polar Slush Machine - 1/2/3 x 12Ltr Bowl	55	AK661	Compressor for DB331 (R290)
Polar Slush Machine - 1/2/3 x 12Ltr Bowl	55	AK662	Compressor for DB332 (R290)
Polar Slush Machine - 1/2/3 x 12Ltr Bowl	55	AK663	Compressor for DB843 (R290)
Polar Slush Machine - 1/2/3 x 12Ltr Bowl	56	AK664	UK Power Cord
Polar Slush Machine - 1/2/3 x 12Ltr Bowl	56		EU Power Cord
Polar Slush Machine - 1/2/3 x 12Ltr Bowl	57		Evaporator Fan for DB331 DB843
Polar Slush Machine - 1/2/3 x 12Ltr Bowl	N/A	AM822	Electrical Connection Sheet
Polar Slush Machine - 1/2/3 x 12Ltr Bowl	N/A	AN467	Electrics for Compressor NX23FBa
Polar Slush Machine - 1/2/3 x 12Ltr Bowl	N/A		Full Seal Kit with Coupler<AK648>