












Machine	Explode	Code	Description
Buffalo Double Slice Conveyor Toaster - 2.4kW, 400 Slices/hr	1	AH352	Rack
Buffalo Double Slice Conveyor Toaster - 2.4kW, 400 Slices/hr	2		Top Cover
Buffalo Double Slice Conveyor Toaster - 2.4kW, 400 Slices/hr	3		Toaster Top Cover
Buffalo Double Slice Conveyor Toaster - 2.4kW, 400 Slices/hr	4	AL782	Toaster Rear Cover
Buffalo Double Slice Conveyor Toaster - 2.4kW, 400 Slices/hr	5		Hardware Assembly
Buffalo Double Slice Conveyor Toaster - 2.4kW, 400 Slices/hr	6		Main Body
Buffalo Double Slice Conveyor Toaster - 2.4kW, 400 Slices/hr	7		Inner Right Cover
Buffalo Double Slice Conveyor Toaster - 2.4kW, 400 Slices/hr	8	AA037	Conveyor Belt
Buffalo Double Slice Conveyor Toaster - 2.4kW, 400 Slices/hr	9		Inner Left Cover
Buffalo Double Slice Conveyor Toaster - 2.4kW, 400 Slices/hr	10	AA038	Upper Element
Buffalo Double Slice Conveyor Toaster - 2.4kW, 400 Slices/hr	11		Back Conveyor Drive Shaft
Buffalo Double Slice Conveyor Toaster - 2.4kW, 400 Slices/hr	12	AE833	Front Conveyor Drive Shaft
Buffalo Double Slice Conveyor Toaster - 2.4kW, 400 Slices/hr	13	AK361	Knob
Buffalo Double Slice Conveyor Toaster - 2.4kW, 400 Slices/hr	14	AA032	Variety Resistor
Buffalo Double Slice Conveyor Toaster - 2.4kW, 400 Slices/hr	15	AD585	Light
Buffalo Double Slice Conveyor Toaster - 2.4kW, 400 Slices/hr	16	AK362	Control Box
Buffalo Double Slice Conveyor Toaster - 2.4kW, 400 Slices/hr	17	AA030	Switch
Buffalo Double Slice Conveyor Toaster - 2.4kW, 400 Slices/hr	18	AA039	Below Element
Buffalo Double Slice Conveyor Toaster - 2.4kW, 400 Slices/hr	19	AP481	Shaft Bracket
Buffalo Double Slice Conveyor Toaster - 2.4kW, 400 Slices/hr	20	AP482	Shaft Brush
Buffalo Double Slice Conveyor Toaster - 2.4kW, 400 Slices/hr	21	AA017	Motor
Buffalo Double Slice Conveyor Toaster - 2.4kW, 400 Slices/hr	22	AL404	Plug& Lead
Buffalo Double Slice Conveyor Toaster - 2.4kW, 400 Slices/hr	23	AK363	Fan
Buffalo Double Slice Conveyor Toaster - 2.4kW, 400 Slices/hr	24	AM584	Control Box Cover
Buffalo Double Slice Conveyor Toaster - 2.4kW, 400 Slices/hr	25		Fan Cover
Buffalo Double Slice Conveyor Toaster - 2.4kW, 400 Slices/hr	26	AC649	Return Chute
Buffalo Double Slice Conveyor Toaster - 2.4kW, 400 Slices/hr	27	AL525	Rear Collect Dish
Buffalo Double Slice Conveyor Toaster - 2.4kW, 400 Slices/hr	28		Tray Surface
Buffalo Double Slice Conveyor Toaster - 2.4kW, 400 Slices/hr	29		Tray Bottom
Buffalo Double Slice Conveyor Toaster - 2.4kW, 400 Slices/hr	30	AA014	Feet
Buffalo Double Slice Conveyor Toaster - 2.4kW, 400 Slices/hr	31		Cover
Buffalo Double Slice Conveyor Toaster - 2.4kW, 400 Slices/hr	32	AM938	Back Door Chute
Buffalo Double Slice Conveyor Toaster - 2.4kW, 400 Slices/hr	33	AK364	Gear Z12
Buffalo Double Slice Conveyor Toaster - 2.4kW, 400 Slices/hr	34	AE835	Gear Z20
Buffalo Double Slice Conveyor Toaster - 2.4kW, 400 Slices/hr	35	AE834	Chain Assembly