



































Machine	Explode	Code	Description
CT331 - Polar G-Series Top loading Bottle Cooler - 1255mm	1		Support
CT331 - Polar G-Series Top loading Bottle Cooler - 1255mm	2	AK099	Shelf
CT331 - Polar G-Series Top loading Bottle Cooler - 1255mm	3		Spring
CT331 - Polar G-Series Top loading Bottle Cooler - 1255mm	4		Wheel Support-old version
CT331 - Polar G-Series Top loading Bottle Cooler - 1255mm	4		Wheel Support-From CT331-02
CT331 - Polar G-Series Top loading Bottle Cooler - 1255mm	5	AG257	Back Wheel-old version
CT331 - Polar G-Series Top loading Bottle Cooler - 1255mm	5	AE255	Standard & Braked Castors-From CT331-02
CT331 - Polar G-Series Top loading Bottle Cooler - 1255mm	6	AK096	Handle
CT331 - Polar G-Series Top loading Bottle Cooler - 1255mm	7		Door
CT331 - Polar G-Series Top loading Bottle Cooler - 1255mm	8	AP081	Thermostat Box Cover
CT331 - Polar G-Series Top loading Bottle Cooler - 1255mm	9	AB363	Thermostat
CT331 - Polar G-Series Top loading Bottle Cooler - 1255mm	10		Thermostat Support
CT331 - Polar G-Series Top loading Bottle Cooler - 1255mm	11	AM449	Thermostat Box
CT331 - Polar G-Series Top loading Bottle Cooler - 1255mm	12	AK128	Sensor Fixed Box
CT331 - Polar G-Series Top loading Bottle Cooler - 1255mm	13	AB120	Filter Drier
CT331 - Polar G-Series Top loading Bottle Cooler - 1255mm	14	AC614	Sensor
CT331 - Polar G-Series Top loading Bottle Cooler - 1255mm	15		Body
CT331 - Polar G-Series Top loading Bottle Cooler - 1255mm	16		Unite Board-old version
CT331 - Polar G-Series Top loading Bottle Cooler - 1255mm	16		Unite Board-From CT331-02
CT331 - Polar G-Series Top loading Bottle Cooler - 1255mm	17	AD202	Condenser
CT331 - Polar G-Series Top loading Bottle Cooler - 1255mm	18		Condenser Cover Board
CT331 - Polar G-Series Top loading Bottle Cooler - 1255mm	19	AJ520	Condenser Fan
CT331 - Polar G-Series Top loading Bottle Cooler - 1255mm	19		Condenser Fan Blade
CT331 - Polar G-Series Top loading Bottle Cooler - 1255mm	20	AB850	Basket Guard Grill
CT331 - Polar G-Series Top loading Bottle Cooler - 1255mm	21	AG014	Compressor (R600a)
CT331 - Polar G-Series Top loading Bottle Cooler - 1255mm	22	AK076	Water Box
CT331 - Polar G-Series Top loading Bottle Cooler - 1255mm	23		EU Plug
CT331 - Polar G-Series Top loading Bottle Cooler - 1255mm	23	AG554	UK Plug
CT331 - Polar G-Series Top loading Bottle Cooler - 1255mm	24		Air Flow Grille
CT331 - Polar G-Series Top loading Bottle Cooler - 1255mm	25		Right Ornament L=340
CT331 - Polar G-Series Top loading Bottle Cooler - 1255mm	25		Right Ornament L=335
CT331 - Polar G-Series Top loading Bottle Cooler - 1255mm	26		Ornament Clip
CT331 - Polar G-Series Top loading Bottle Cooler - 1255mm	27		Back Ornament L=1258
CT331 - Polar G-Series Top loading Bottle Cooler - 1255mm	27		Back Ornament L=1254.5
CT331 - Polar G-Series Top loading Bottle Cooler - 1255mm	28		Bottle Cap Box
CT331 - Polar G-Series Top loading Bottle Cooler - 1255mm	28		Bottle Cap Box Cover
CT331 - Polar G-Series Top loading Bottle Cooler - 1255mm	29		Bottle Opener
CT331 - Polar G-Series Top loading Bottle Cooler - 1255mm	30		Air Conduct Board Left Support
CT331 - Polar G-Series Top loading Bottle Cooler - 1255mm	31		Air Conduct Board Right Support
CT331 - Polar G-Series Top loading Bottle Cooler - 1255mm	32		Air Conduct Board
CT331 - Polar G-Series Top loading Bottle Cooler - 1255mm	32		Wind Guide Cover
CT331 - Polar G-Series Top loading Bottle Cooler - 1255mm	32		Wind Guide Foam
CT331 - Polar G-Series Top loading Bottle Cooler - 1255mm	33	AJ506	Lock & Key
CT331 - Polar G-Series Top loading Bottle Cooler - 1255mm	34		Lock Box
CT331 - Polar G-Series Top loading Bottle Cooler - 1255mm	34		Lock Box Cover
CT331 - Polar G-Series Top loading Bottle Cooler - 1255mm	35		Left Ornament L=340
CT331 - Polar G-Series Top loading Bottle Cooler - 1255mm	35		Left Ornament L=335

CT331 - Polar G-Series Top loading Bottle Cooler - 1255mm	36	AK101	Evaporator
CT331 - Polar G-Series Top loading Bottle Cooler - 1255mm	37	AG253	Evaporator Fixer
CT331 - Polar G-Series Top loading Bottle Cooler - 1255mm	38	AB339	Circle Fan
CT331 - Polar G-Series Top loading Bottle Cooler - 1255mm	39		Basket Guard Grill
CT331 - Polar G-Series Top loading Bottle Cooler - 1255mm	40		Fan Support
CT331 - Polar G-Series Top loading Bottle Cooler - 1255mm	41		Shelf Protector Pin
CT331 - Polar G-Series Top loading Bottle Cooler - 1255mm	42		Middle Girder
CT331 - Polar G-Series Top loading Bottle Cooler - 1255mm	42		Girder Support
CT331 - Polar G-Series Top loading Bottle Cooler - 1255mm	43	AK182	Water Pipe
CT331 - Polar G-Series Top loading Bottle Cooler - 1255mm	44		Water Pipe Stifled
CT331 - Polar G-Series Top loading Bottle Cooler - 1255mm	N/A	AJ162	Electrics for Compressor HPKD190A
CT331 - Polar G-Series Top loading Bottle Cooler - 1255mm	N/A	AN837	Hot Key